

PARENT GUIDE

Kid Scoop News[®]

MAY 2020

Here is your May 2020 *Kid Scoop News* Parent Guide with activities to share with your children to boost reading and math skills.

In this month's Parent Guide, we are featuring STEM learning activities with a page of experiments with oil and water. And Buddy B. Beaver's Goals will help students understand that breaking a goal into smaller goals is the way to achieve success.

Be sure to check out Parent Scoop on page 22 of *Kid Scoop News*. You will find more tips and ideas for you to enjoy learning together with your children.

Parent Scoop
Smart Tips for Smart Parents

KIDS—SHARE THIS PAGE WITH YOUR PARENTS.

Question of the Month:

Do you have any ideas for games my kids can play outdoors?

Silly games that encourage your children to stay active are good for their health and for their mood! Have them try these silly exercises to have fun whether they are outdoors, or sheltering in place indoors.



Silly Time
Place your arm a click, the left hand in the minute hand. Your right hand marks the hour. Your leg in the second hand, covers all the way around the clock in 60 seconds. What time is it? Time to laugh!

Invisible Surfboard
Spin the wheel an amount. No problem, don't stand on a piece of surfboard. If you are balancing on a surfboard, pretend you've caught a big wave or even have a spectacular wipe-out!

Noodle Bones
Pretend that your arms and legs are suddenly made of pipe noodles. Crack up your favorite song and do a wiggly dance!

EDITOR'S PICK by Kids Writing for Scoop News

Read for Laughs!

This month I am recommending a variety of books that will make you and your kids laugh!

Reading time can be laugh-out-loud time! These books will get you started. Read them for a good giggle! Chances are your kids will read and ask for more funny books once they get started.

- **Amelia Bedelia** by Peggy Parish
- **Parts** by Todd Arnold
- **Shark vs. Train** by Chris Barton and Tom Lichtenheld
- **The BFG** by Roald Dahl

Find these books at your local library. Ask the Children's Librarian for more laugh-out-loud books!



© Scholastic, please call 1-877-996-0077 | www.kidscoopnews.org | © Kids Writing May 2020

Ideas for sharing all of the pages in *Kid Scoop News*:

- **Letter, Word or Sentence?** As your child reads, say: *Use your finger to point to a letter, circle a word, and underline a sentence.* How are they different?
- **Punctuation Marks:** Challenge your child to locate and name different punctuation marks: period, comma, exclamation point, question mark, dash or accents.
- **Spelling Fun:** Have your child practice his weekly spelling words by circling and connecting the letters on any page of *Kid Scoop News*.
- **Say Again!** Ask your child to retell a section in his/her own words.
- **Winding Up: ASK** one or more of the following questions: *What was your favorite article? Which activity did you like best? What part shall we do tomorrow? What section would you like to do again? What part was the easiest and/or most difficult for you?*

SOME THINGS JUST DON'T GET ALONG!



Have you ever seen the sheen of oil on a puddle of water? When water lands on oil in the street, the oil floats to the surface. It just won't mix with the water.

Try this oil and water experiment. Can you get the two to stick together?



SCIENTIST'S NOTEBOOK

Perform this experiment and record your observations here!

QUESTION: Will oil and water mix?

HYPOTHESIS: What will happen when I try to mix oil and water?

TOOLS FOR EXPERIMENT:

- Small clear jar or bottle with screw top
- Water
- Food coloring
- 2 tablespoons of cooking oil
- Measuring spoon

METHOD:



Fill the jar about half way with water. Add a couple of drops of food coloring.




Add the 2 tablespoons of oil to the colored water.



Screw the lid on tight and shake the jar as hard as you can.



Set the jar down and see if the water and oil mixed together.



OBSERVATION / CONCLUSION:

Draw or describe what you see.

Standards Links: Investigation: Students plan and conduct simple investigations.

To donate, please call 707-996-6077

www.kidscoopnews.org

© Vicki Whiting May 2020

PAGE 7: SOME THINGS JUST DON'T GET ALONG

GRADES K-2




ASK: Did you know cooking is like doing science at home?
SAY: Today we'll do an experiment in our kitchen.
READ and **DISCUSS** the top of the page.
SAY: The Scientist's Notebook tells us what materials we need and the steps to follow.
READ the question. **EXPLAIN** that a "hypothesis" is your best guess!
GATHER materials; **FOLLOW** the method. **RECORD** results.
ASK: What did you learn today?

GRADES 3-5

ASK: Have you noticed you can't clean greasy pans with only water?
SAY: Let's turn our kitchen into a science lab.
DIRECT your child to **READ** the top of the page and "Scientist's Notebook."
NUMBER experiment sections from 1 to 5 beginning with **QUESTION**.
EXPLAIN "A 'hypothesis' is your prediction!"
GATHER materials; **FOLLOW** steps of the method.
SAY: What did you see? What can we conclude? **RECORD** results.
RESEARCH why oil and water don't mix.

Buddy B. Beaver's Goals

Buddy shows us how to reach a big goal by breaking it down into smaller steps.



ANGIE'S GOAL: Earn \$50 for a new coat!

- Mowed the lawn: \$3.00
- Made my bed: \$0
(Mom expects me to do this every morning!)
- Walked the dog: \$2.00
- Took out the trash: \$1.00
- Did the dishes: \$2.00

Be Like Buddy: How to Reach a Goal

Sometimes there are things you want in life that are not possible right now. For example, maybe you want to buy something that is expensive. If you are serious about that purchase, make buying it a **goal**.

In order to reach that goal, be like Buddy. Make a list of small steps or small goals that would help you reach your big goal.

EXAMPLE: Angie wants to buy a new coat. The coat costs \$50.

Angie decides that instead of trying to earn \$50 all at once, she will make ten goals that will help her reach her big goal. She makes a goal of earning \$5. If she earns \$5 ten times, she will reach her big goal of \$50!

How can Angie earn \$5? Put a check in the box next to each of Angie's jobs. If you checked the right boxes, they add up to exactly \$5.

If Angie can earn \$5 per week and save the money, how long until she will have enough money to buy the coat? _____



Learn how to save for your goals by joining Exchange Bank's MyCash youth account today!



To donate, please call 707-996-6077

www.kidscoopnews.org

© Vicki Whiting May 2020

PAGE 17: BUDDY B. BEAVER'S GOALS

GRADES K-2

- SAY:** Let's meet Buddy Beaver who wants to build a new 'lodge' for his family.
- READ** or guide your child.
- ASK:** What did Buddy do to reach his goal?
- SAY:** Let's read about how Angie reached her goal.
- GUIDE** child to read "Be Like Buddy."
- REVIEW** items in "Angie's Goal." Look for jobs that add up to \$5.00.
- ASK:** What might you like to purchase? What could you do to reach your goal?
- LIST** ideas.

GRADES 3-5

- SAY:** Let's see what a beaver can teach us about working towards a goal!
- RETELL:** What steps did Buddy take to reach his goal?
- DESCRIBE** steps together
- SAY:** What can people learn from Buddy? Let's see what Angie learned?
- GUIDE** child to read "Be Like Buddy."
- ASK:** What is her goal? What does she do?
- ASK:** What goal do you have? What can you do?
- LIST** chores, a budget goal, and a timeline.